

PIM 155

100kHz & 1MHz Oscillating Magnetic Field Module

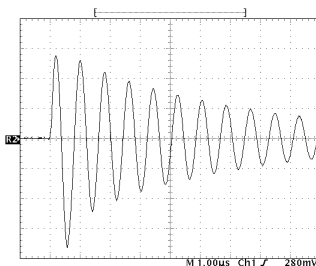

■ **IEC 61000-4-10** describe an oscillating magnetic field generator. The oscillating magnetic field is used to test the immunity of electronic equipment to be installed in high voltage sub-stations.

Safety is paramount when AC and impulse voltages are being used. The PIM 155 High Voltage connections are all designed so no accidental contact can occur.

PIM 155 with the PSURGE 8000 Surge Platform can perform all the programming functions required to perform IEC and ANSI testing without the need of a control computer.

A **high accuracy current probe** is delivered with the PIM155 to verify the induction coil currents.

The integration in the WinFEAT&R **control and reporting software** package enhances an efficient set-up and operation of this test system. Most importantly, the test load can be transferred to a computer freeing valuable resources.



■ Features

- ☑ **100kHz & 1MHz** frequencies
- ☑ Magnetic field strength up to **100A/m**
- ☑ Repetition rate of **400Hz @ 1MHz**
- ☑ **Variable** burst duration

■ Benefits

International application – Specifically designed to meet and exceed the requirements of IEC, EN, and ANSI tests for power line applications.

Safe and Easy - The interlocked HV section and the specially designed output sockets, allow your operators to test safely and easily.

Sturdy and Reliable - Careful component selection ensures that the PIM 155 will continue to operate under the most strenuous testing conditions.

Report Generation - The unit can automatically generate test reports without a computer. Add WinFEAT&R control and reporting software to collect and collate data in any format you like.

■ Applications

- ☑ IEC 61000-4-10
- ☑ EN 61000-4-10

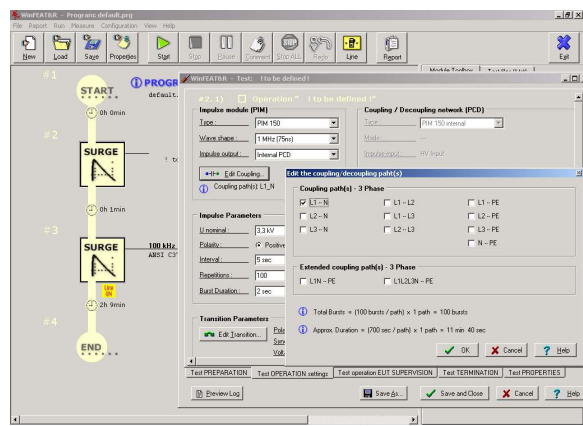
■ Technical Specifications

Burst Frequency	100kHz & 1MHz	Impulse Polarity	Positive, Negative & Alternating
Impulse Repetition	40 Hz & 400Hz	Damping Rate	50% Vpk between 5th and 10th peak
Current Range	6.5 – 120A	Coil Factor	0.83
Magnetic Field Strength	5.4A/m....100A/m		
Weights and Dimensions (W x H x D, net weight)			
PIM 155	45 x 20 x 57 cm	44 lbs (29 kg)	

■ PIM 155 Art. No. 249194 Scope of supply

- Qty. 1 PIM 155 Impulse Module
- Qty. 1 HV DC Bus cable 1m
- Qty. 1 Haefely Bus cable 0.5m
- Qty. 1 Earth bonding cable 1m
- Qty. 1 Earth bonding cable 0.25m
- Qty. 1 MSURGE Coil 1m x 1m
- Qty. 1 Users Manual

WinFEAT&R Control Window



■ Options and Accessories

- WinFEAT&R** Control and reporting software. Runs under windows 98, NT, ME, 2000, XP
- Rack Mounting** Modules can be rack mounted for greater mechanical stability and mobility.

Headquarters
Haefely Test AG
 Lehenmattstrasse 353
 CH-4052, Basel
 Switzerland

+ 41 61 373 41 11
 + 41 61 373 45 99
EMC-sales@haefely.com

Locate your local
 sales representative at
www.haefelyEMC.com



HAEFELY EMC
 TECHNOLOGY

North American Office
Hipotronics Inc.
Haefely EMC Division
 1650 Route 22
 Brewster, NY 10509

+1 845 279 3644 x262
 +1 845 279 2467
EMCsales@hubbell-haefely.com