

CWS 500N1

CONTINUOUS WAVE SIMULATOR, 80W



FOR TESTS ACCORDING TO ...

- > EN 300329
- > EN 300340
- > EN 300342-1
- > EN 300386 V1.3.2
- > EN 301489-1
- > EN 301489-17
- > EN 301489-24
- > EN 301489-7
- > EN 55024
- > EN 61000-4-6
- > EN 61000-6-1
- > EN 61000-6-2
- > IEC 60601-1-2
- > IEC 61000-4-6
- > IEC 61326
- > IEC 61850-3

CWS 500N1 - THE SINGLE BOX SOLUTION FOR RF CONDUCTED IMMUNITY TESTING







The CWS 500N1 is the most compact single box test equipment for testing conducted rf immunity as per IEC 61000-4-6 and related standards with a frequency range of 100kHz to 300MHz. Apart from the 1kHz 80% AM signal the CWS 500N1 also generates a 2 Hz 80% AM signal to test medical appliances and a 1 Hz PM signal with 50% duty cycle required to test safety equipment like fire alarms. Equipped with a 1 GHz current monitor the CWS 500N1 can be used up to 1 GHz by means of an external amplifier.

EM TEST supplies a large range of CDNs, EM clamp and current injection clamps as well as the corresponding calibration accessories. Full compliant levelling can be run from the front panel of the CWS 500N1 storing the results in 5 memory spaces available in the CWS 500N1.

HIGHLIGHTS

- > **Signalgenerator 9kHz to 1GHz**
- > **Amplitude modulation: 1Hz to 3kHz (0% to 95%)**
- > **Pulse modulation: 1Hz - 1kHz (10% to 90%)**
- > **Built-in amplifier, 100kHz to 300MHz**
- > **Built-in current monitor, 9kHz to 1GHz**

APPLICATION AREAS

- | | |
|---|--|
|  INDUSTRY |  TELECOM |
|  MEDICAL |  RESIDENTIAL |
|  BROADCAST |  RENEWABLE ENERGY |

TECHNICAL DETAILS

TEST LEVEL

Output level	1V - max. 30V (emf) all standard test levels are guaranteed with all coupling methods
Output power	80W (nominal)
Output impedance	50ohm
Harmonic distortion	< -20dBc at max.power

TEST FREQUENCIES

Sinus (CW)	100kHz to 300MHz
Frequency bands	100kHz to 9.999MHz 10MHz to 99.99MHz 100MHz to 300MHz in the Quick Start menu the step size can be selected by the operator
Unmodulated signal	CW (continuous wave)
Amplitude modulation	1kHz, 80%AM as per IEC 61000-4-6 2Hz, 80%AM as per IEC 60601-1-2 400Hz, 80%AM
Pulse modulation	1Hz, 50% duty cycle as per EN 50130-4

MEASUREMENTS

Monitor	Integrated RF power meter, measuring input for CDN and clamp calibration as well as current monitor for clamp applications
RF indicator	LED indicating the RF output status
LCD	Online display of the test level and the preselected frequency value
Cal data F1 - F5	5 internal memories to save calibration data, 1% step width as required by the standard

TIME PARAMENTERS

Dwell time for CW & AM	td = 0.3s to 9,999s
Dwell time for PM	td = 3s to 9,999s
Pause time	tr = 0/0.3s to 9,999s

OUTPUT

Direct RF output	BNC (on the front panel)
------------------	--------------------------

TEST ROUTINES

Quick Start	Immediate test start; easy-to-use and fast
User Test routines	Voltage sweep Frequency sweep Dwell time sweep
Standard Test routines	Level 1 to Level 3 (IEC 61000-4-6) Automatic Level X to Level Y
Cal procedure	Calibration of the complete test set-up, calibration data saved in internal memory
Service	Service, set-up

SIGNAL GENERATOR

Output level	-63.5dBm to 0dBm
Frequency range	9kHz to 1GHz
Output impedance	50ohm
Direct RF output	To control an external amplifier

MEASUREMENTS FOR BCI APPLICATION

PM 1000	3-channel power meter up to 1GHz - to measure the Forward power - to measure the Reverse power - to measure the injected current
---------	---

INTERFACE

Serial interface	USB
Parallel interface	IEEE 488, addresses 1 to 30
Fail 1	BNC input; test will be stopped when active low
Fail 2	BNC input; test status will be saved (max. 10 events) when active low. Test will continue.

GENERAL DATA

Dimensions, weight	19"/3HU, approx. 17kg
Supply voltage	115V to 230V +10/-15%, 50/60Hz
Input power	Max. 380W
Power factor	cos (phi) = 0.98 at max. output power as per IEC 555
Fuses	2 x 6.3AT (115V) or 2 x 3.15AT (230V)
Cooling	Active cooling, air ventilation
Temperature	10°C to 40°C
Rel. humidity	Max. 85%, non condensing

TECHNICAL DETAILS

OPTIONS	
ATT6/75	6dB attenuator, 75W
ATT20/0.5	20dB attenuator, 0.5W for the calibration of CDNs and clamps (included with the PM 1000)
CDNs	As per IEC 61000-4-6 (refer to separate list)
Clamps	EM clamp as per IEC 61000-4-6 Current injection clamps Current monitoring clamps
T-50	50ohm termination resistor for CDNs and clamps
R-100N	150ohm-to-50ohm matching impedance with CDN- and EM-clamp calibration
R-100A	150ohm-to-50ohm matching impedance with N-type connector with BCI-clamp calibration
Cal adapters	For all types of CDNs and clamps
icd.control	Extensive and most versatile remote control and reporting software. A standard library helps to configure the test setup. Multiple interruption functions automated by IEEE instruments or manually. Easy to use or expandable to complex test routines on the base of vector definitions.

COMPETENCE WHEREVER YOU ARE



CONTACT EM TEST DIRECTLY

Switzerland

EM TEST (Switzerland) GmbH > Sternenhofstraße 15 > 4153 Reinach > Switzerland
 Phone +41 (0)61/7179191 > Fax +41 (0)61/7179199
 Internet: www.emtest.ch > E-mail: sales.emtest@ametek.com

Germany

EM TEST GmbH > Lünener Straße 211 > 59174 Kamen > Deutschland
 Phone +49 (0)2307/26070-0 > Fax +49 (0)2307/17050
 Internet: www.emtest.com > E-mail: info.emtest@ametek.de

France

EM TEST FRANCE > Le Trident - Parc des Collines > Immeuble B1 - Etage 3 > 36, rue Paul Cézanne > 68200 Mulhouse > France
 Phone +33 (0)389 31 23 50 > Fax +33 (0)389 31 23 55
 Internet: www.emtest.fr > E-mail: info@emtest.fr

Poland

EM TEST Polska > ul. Ogrodowa 31/35, 00-893 Warszawa > Polska
 Phone +48 (0)518 64 35 12
 Internet: www.emtest.com/pl > E-mail: info_polska.emtest@ametek.de

USA / Canada

EM TEST USA > 9250 Brown Deer Road > San Diego > CA 92121
 Phone +1 (858) 699 1685 > Fax +1 (858) 458 0267
 Internet: www.emtest.com > E-mail: sales.emtest@ametek.com

P.R. China

E & S Test Technology Limited > Rm 913, Leftbank > No. 68 Bei Si Huan Xi Lu > Haidian District > Beijing 100080 > P.R. China
 Phone +86 (0)10 82 67 60 27 > Fax +86 (0)10 82 67 62 38
 Internet: www.emtest.com > E-mail: info@emtest.com.cn

Republic of Korea

EM TEST Korea Limited > #405 > WooYeon Plaza > #986-8 > YoungDeok-dong > Giheung-gu > Yongin-si > Gyeonggi-do > Korea
 Phone +82 (31) 216 8616 > Fax +82 (31) 216 8616
 Internet: www.emtest.co.kr > E-mail: sales@emtest.co.kr

Information about scope of delivery, visual design and technical data correspond with the state of development at time of release. Technical data subject to change without further notice.